| NO. | DATE | REVISION DESCRIPTION | DRAWING | CHECKED | APPROVED |
|---|---|---|---|---|---|
| 1 | | | | | |
| 2 | | | | | |

ES7

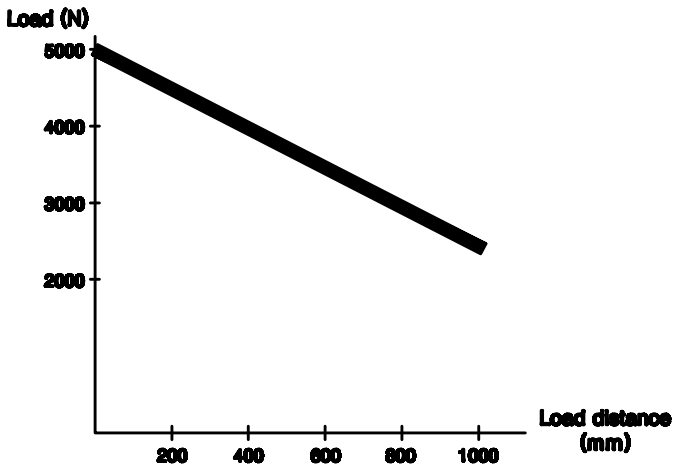


Bending moment load diagram

* Can be changed by internal drive.

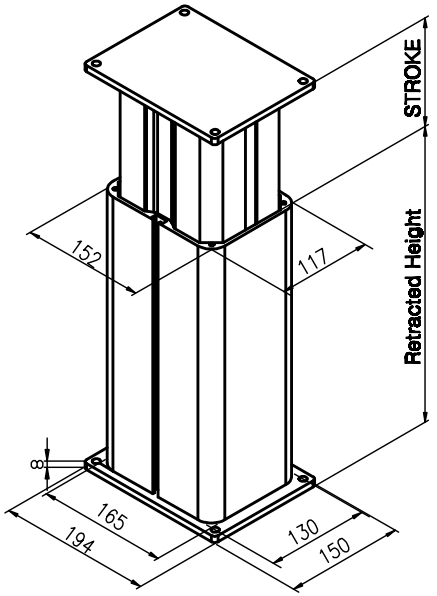


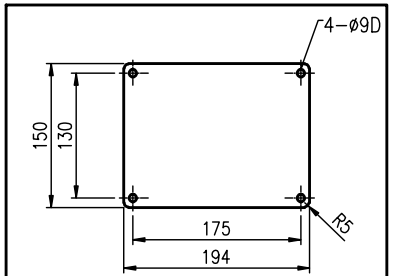


* Upper/bottom plate can be customized size.

| G. TOLERANCES | | |
|---|---|---|
| | 315 – 1000 | ±0.8 |
| | 120 – 315 | ±0.5 |
| | 30 – 120 | ±0.3 |
| | 6 – 30 | ±0.2 |
| | 0.5 – 6 | ±0.1 |
| S/F ROUGHNESS | ▽▽▽▽ | 0.8S |
| | ▽▽▽ | 6.3S |
| | ▽▽ | 25S |
| | ▽ | 100S |
| | ⌣ | |

| | | |
|---|---|---|
| SAND BLT | GENERAL ROUND | |
| PARKERIZ. | | |
| BARREL | | |
| BRIGHT DIP | R 0.3 | |
| BUF | Co–6 | |
| Eg–Cr | Co–5 | |
| Eg–CrEr | Co–4 | |
| Eg–CrH | Co–3 | |
| Eg–Ni | Co–2 | |
| Eg–Zn | Co–1 | |

| NO. | DWG No. | DESCRIPTION | MAT'L | Q'TY | REMARK |
|---|---|---|---|---|---|

ES7
MOTORIZED SYSTEM

SCALE NON
UNIT M/M

| MODEL | PARTS | DATE |
|---|---|---|
| ESS-31.1.5-400,600-0 | ESS-31.1.5-400,600-0 | 2012.03.27. |

THIRD ANGLE PROJCTION

| DRAWING | CHECKED | APPROVED | DRAWING NO. |
|---|---|---|---|
| | | | EST-L31(400) |